

(5,00 mm) .197"

GRF1-J, GRF1-P SERIES

GRF1-P-P-08-E-ST-TH1

GRF1-P-P-04-E-ST-TH1

GRF1-J-P-04-E-ST-TH1

GRF1-J-P-04-E-ST-TH1-E

50Ω GANGED MICRO-MINI RF SYSTEMS

SPECIFICATIONS

For complete specifications and recommended PCB layouts see www.samtec.com?GRF1-J or www.samtec.com?GRF1-P

Shell Material:

Brass

Insulator Material:

PTFE

Contact Material:

BeCu

Pin Material:

Brass

Plating:

30μ" (0,76 μm) Au over

50μ" (1,27 μm) Ni

Operating Temp Range:

-40°C to +90°C

Insulation Resistance:

1000MΩ min

Contact Resistance:

Center: 5mΩ

Outer: 2.5mΩ

Impedance:

50Ω

Dielectric Withstanding Voltage:

500 Vrms, 50Hz

Dielectric Working Voltage:

170 Vrms, 50Hz

Frequency Range:

0-6 GHz

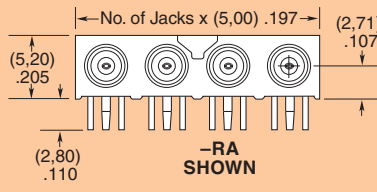
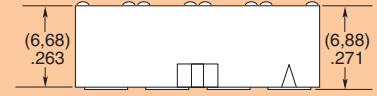
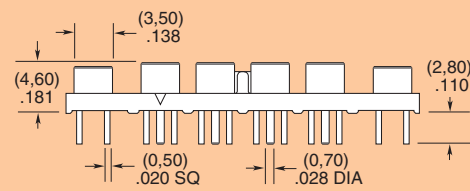
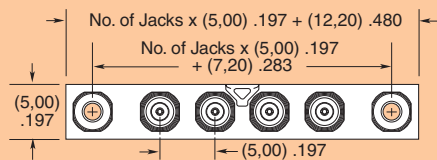
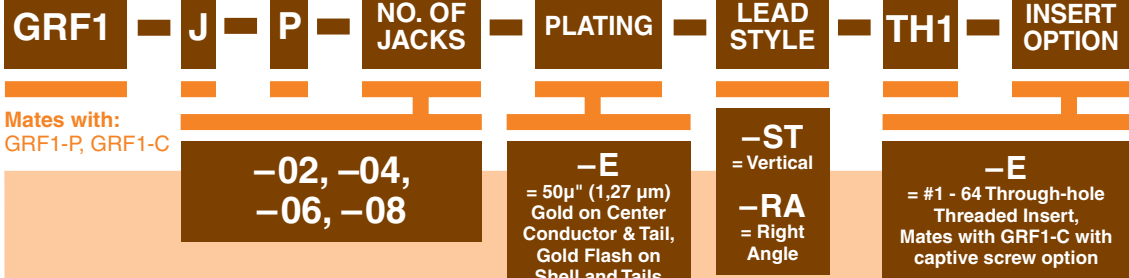
RoHS Compliant:

Yes

Processing:

Lead-Free Solderable:

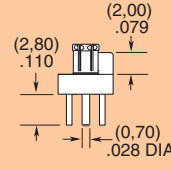
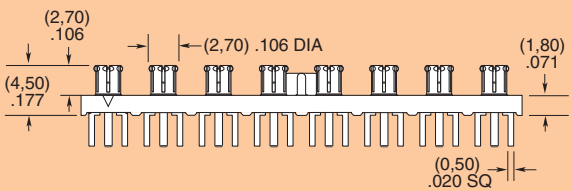
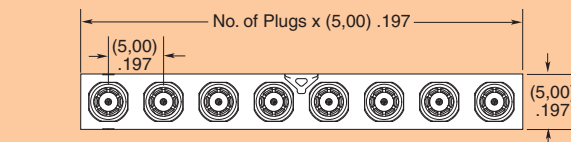
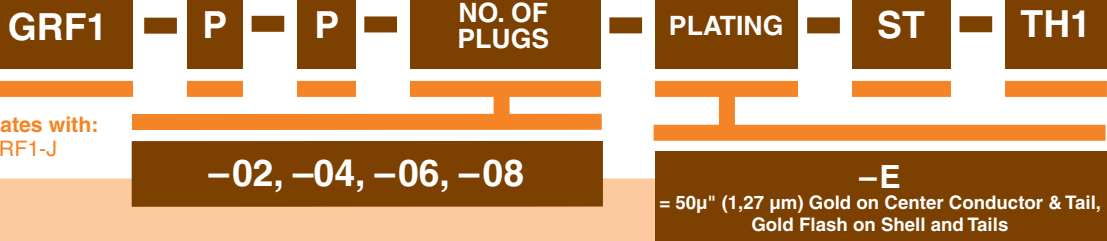
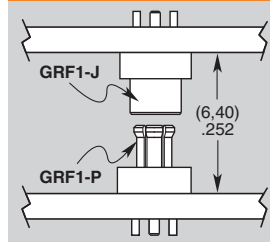
Yes



-ST-TH1-E SHOWN

-RA SHOWN

APPLICATION



ALSO AVAILABLE

Cable assemblies.
See GRF1-C Series.

Due to technical progress, all designs, specifications and components are subject to change without notice.

WWW.SAMTEC.COM